

13th
February
2025



SATS



YEAR 6 INFORMATION
MEETING

SATs ARRANGEMENTS

In May 2025, Year 6 will take tests in English and Maths which reflect the requirements of the National Curriculum (2014).

Year 6 will be tested in:

- English grammar, punctuation and spelling
- Reading
- Maths

The tests will be marked externally and although schools are no longer required to make statutory teacher assessment (TA) judgements in English reading and mathematics, we will continue to report teacher assessment to parents to give a broader picture of their attainment.

Scaled scores

For the KS2 tests a scaled score of 100 will represent the 'expected standard'. Each pupil registered for the tests will receive:

- a raw score (the number of marks awarded)
- a scaled score
- confirmation of whether or not they attained the expected standard

Timetable

The KS2 SATs are scheduled for:
Monday 13th May to
Thursday 16th May.

Date	Subject	Test papers
Monday 12 May	English grammar, punctuation and spelling	Paper 1: questions Paper 1: spelling
Tuesday 13 May	English reading	English reading
Wednesday 14 May	Mathematics	Paper 1: arithmetic Paper 2: reasoning
Thursday 15 May	Mathematics	Paper 3: reasoning

Writing

There is **no SATs test** for writing.

Writing is teacher assessed and children's work is judged against the end of Key Stage 2 Framework. It will be reported that children are working;

- working towards the expected standard
- working at the expected standard
- working at greater depth within the expected standard
- have not met the 'working towards' standard




KS2 grammar, punctuation and spelling test



The grammar, punctuation and spelling test will consist of two parts: a grammar and punctuation paper requiring short answers, lasting 45 minutes, and an oral spelling test of 20 words, lasting around 15 minutes.

The grammar and punctuation test will include two sub-types of questions:

- Selected response, e.g. 'Identify the adjectives in the sentence below'
- Constructed response, e.g. 'Correct/complete/rewrite the sentence below,' or, 'The sentence below has an apostrophe missing. Explain why it needs an apostrophe.'



KS2 grammar, punctuation and spelling test

Grammar, Punctuation and Spelling (Paper 1) focuses on the following areas:

- Grammatical terms/word classes;
- Functions of sentences;
- Combining words, phrases and clauses;
- Verb forms, tenses and consistency;
- Punctuation;
- Vocabulary;
- Standard English and formality.

Grammar and punctuation

Sample KS2 grammar and punctuation questions

1

Tick the sentence that must end with a **question mark**.

Tick **one**.

What I wanted had already sold out

Ask Ryan what he thinks about it

What time will the film start

I didn't know what to say

1 mark

6

Circle one verb in each underlined pair to complete the sentences using **Standard English**.

We was / were planning to hold a cake sale at school.

I was / were chosen to design the posters.

1 mark

23

Draw a line to match each word to its correct **antonym**.

Word

meandering

sympathetic

evade

plausible

Antonym

confront

unfeeling

unbelievable

straight

1 mark

Grammar and punctuation

1

Tick the sentence that must end with a **question mark**.

What I wanted had already sold out

Ask Ryan what he thinks about it

What time will the film start

I didn't know what to say

Tick one.

6

Circle one verb in each underlined pair to complete the sentences using **Standard English**.

We was / were planning to hold a cake sale at school.

I was / were chosen to design the posters.

1 mark

1 mark

23

Draw a line to match each word to its correct **antonym**.

Word

meandering

sympathetic

evade

plausible

Antonym

confront

unfeeling

unbelievable

straight

1 mark

Spelling

Grammar, Punctuation and Spelling (Paper 2)

Grammar, Punctuation and Spelling (Paper 2) is the shorter paper lasting 20 minutes, which takes place on.

Example questions:

18. The grey clouds looked _____ in the sky.

19. Omar put the cutlery back in the _____.

20. Ellen's gold bracelet was her most treasured _____.

Spelling 19: The word is **drawer**.

Omar put the cutlery back in the **drawer**.

The word is **drawer**.

Spelling 20: The word is **possession**.

Ellen's gold bracelet was her most treasured **possession**.

The word is **possession**.

Spelling Games



Pyramid Writing

"Pyramid write" your spelling words.
You must write neatly!

*Example: home h
 ho
 hom
 home

Create an Activity

Can you think of a really fun way to practice your spelling words?

Then go for it!

Be sure to explain your activity so that I can share it with the class!

Rainbow Write

First write each word in pencil. Then trace over each word three times. **Each time you trace, you must use a DIFFERENT colour crayon.** Trace neatly and you will see a rainbow!

Silly Sentences

Write silly sentences using a spelling word in each sentence. Please underline your spelling words! Write neatly!

Example: My dog wears a blue and purple dress when he takes a bath.

Hidden Words

Draw and color a picture. Hide your spelling words inside your picture.

Show your picture to someone and see if they can find your hidden words!

Backwards Words

Write your spelling words forwards and then backwards. Write neatly!

Example: where erehw

ABC Order


First write your spelling words in a list. Then write them in ABC order.

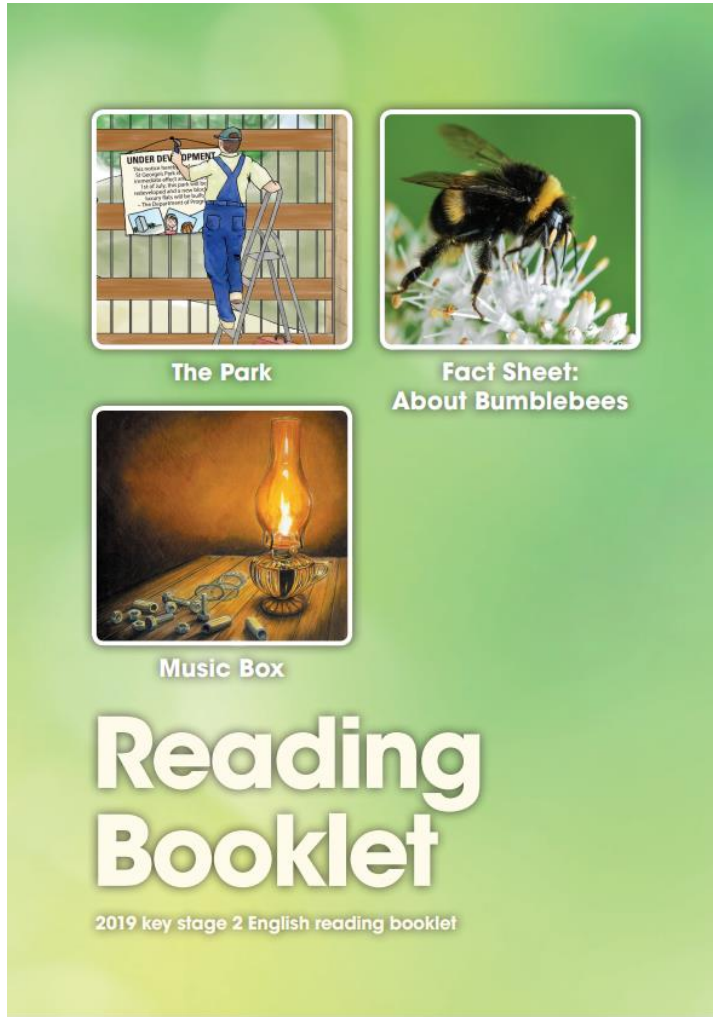
For an extra bonus, write your words in reverse ABC order!

Story, Story

Write a story using ALL of your spelling words. Be sure to underline your spelling words in your paragraph.

You may type your story and email it to me if you like!





2019 national curriculum tests

Key stage 2

English reading

Reading answer booklet

First name					
Middle name					
Last name					
Date of birth	Day		Month		Year
School name					
DfE number					



KS2 Reading Tests

Reading Test

The assessment has been designed to measure whether children's comprehension of age-appropriate reading material meets the national standard.

The reading test is a single paper with questions based on three passages of text. **Your child will have one hour, including reading time, to complete the test.**

There will be a selection of question types, including:

Ranking/ordering, e.g. 'Number the events below to show the order in which they happen in the story'

Labelling, e.g. 'Label the text to show the title of the story'

Find and copy, e.g. 'Find and copy one word that suggests what the weather is like in the story'

Short constructed response, e.g. 'What does the bear eat?'

Open-ended response, e.g. 'Look at the sentence that begins *Once upon a time*. How does the writer increase the tension throughout this paragraph? Explain fully, referring to the text in your answer.'

Reading Test questions

25 Circle the correct option to complete each sentence below.

(a) The story is told from the perspective of...

Professor Summerlee.

Lord John.

Malone.

Professor Challenger.

1 mark

18 *Gentle, and small, and frail*

How do these words make the reader feel about the snail?

1 mark

9 Look at Anousheh's blog entry for September 27th.

Explain how Anousheh felt about being in space that day.

2 marks

11 Using information from the text, tick one box in each row to show whether each statement is a **fact** or an **opinion**.

	Fact	Opinion
Anousheh Ansari kept an online diary.		
Brushing your teeth in space is a joy.		
Being weightless is endlessly entertaining.		
Tourists can stay on the International Space Station.		

1 mark

It is important that you read often with your child.

When reading there are lots of different questions that you can ask about the text which will support and further develop their understanding.

Exposition – literal questioning
(looking questions)

Exploration – inference/deduction based on the text.
(clue questions)

Expansion – evaluative/opinion questions, often linked to experience of the wider world.
(thinking questions)

**How to support your child
with reading at home**

KS2 maths

Children sit three papers in maths:

Paper 1: **arithmetic**, 30 minutes

Papers 2 and 3: **reasoning**, 40 minutes per paper

Paper 1 will consist of fixed response questions, where children have to give the correct answer to calculations, including long multiplication and division. Papers 2 and 3 will involve a number of question types, including:

Multiple choice

True or false

Constrained questions, e.g. giving the answer to a calculation, drawing a shape or completing a table or chart

Less constrained questions, where children will have to explain their approach for solving a problem

Analysis of Questions in KS2 SATs

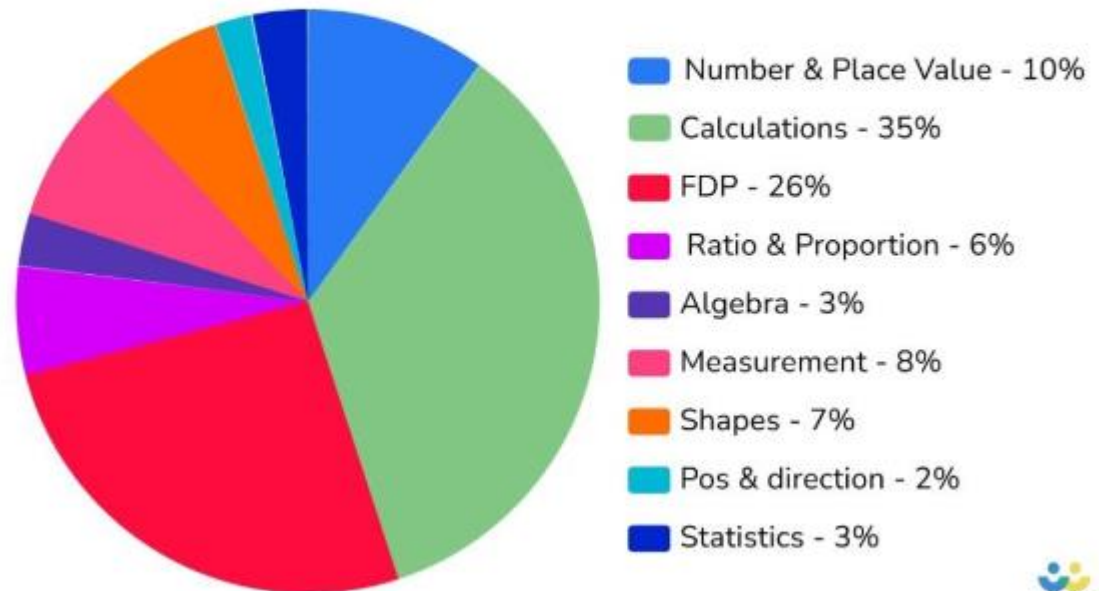
Building on previous learning...

KS2 Maths SATs papers analysis

Percentage of questions from each year group curriculum across Arithmetic and Reasoning

Year	2017	2018	2019	2022	2023	2024
3	7%	9%	10%	8%	12%	11%
4	24%	18%	22%	23%	20%	21%
5	24%	26%	20%	32%	32%	19%
6	45%	47%	47%	37%	36%	48%

KS2 Maths SATs papers analysis (2024) Percentage of questions by content domain



Examples

Paper from 2019.
There are more
questions than
minutes.

1 = 6,000 + 90

1 mark

2 = 8,275 + 82

1 mark

3 $826 = 800 +$ $+ 6$

1 mark



19 $7 - 2.25 =$

1 mark

20 $0.9 \div 100 =$

1 mark

21 $9 - 1.9 =$

1 mark



Knowing their **timetables** – children need to know multiplication tables and be able to use them accurately and quickly for multiplication and division. You can help your child learn their timetables (up to X12).

Formal method for the four operations practice: it is important children can complete methods accurately.

(Methods for year 6 child: column addition, column subtraction, short multiplication, long multiplication, short division, long division including expressing remainders as fractions, decimals and remainder form).

Arithmetic speed practice.

Advice for Year 6 children!

- Listen to what your teachers say;
- Your teacher is cheering you on and wants you to do your best;
- Make sure you get plenty of sleep and stay well fed – sleep and food help keep the brain moving;
- Read the questions carefully. This can help to avoid any silly mistakes!
- Don't worry if there's something you can't answer. Take a deep breath! You can always move on and go back later but it's better to write something rather than nothing;
- Keep in mind year 6 SATs are just one week of your entire life!



Questions

Thank you for your continued support.

Please do not hesitate to ask any questions you may have about SATs.

We are here to help.

